



National Marine Manufacturers Association

nmma.org

# ECONOMIC SIGNIFICANCE OF RECREATIONAL BOATING IN VIRGINIA



### TOTAL ANNUAL ECONOMIC IMPACT OF RECREATIONAL BOATING:


## \$2.89 BILLION

Number of Recreational Boats*	264,379
Recreational Boating Industry Businesses	756
Total Jobs	23,044
Annual Recreational Boating-Related Spending	\$1.2 BILLION

## RECREATIONAL BOATS IN VIRGINIA

TOTAL BOATS\* ▶ 264,379

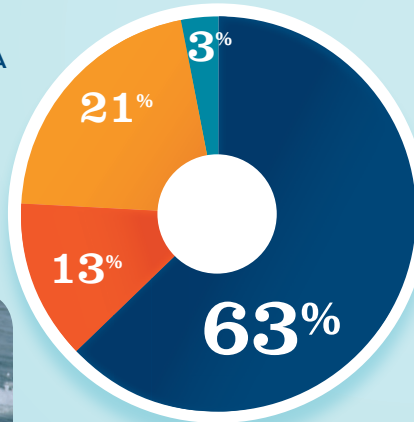
REGISTERED BOATS	264,379
Power boats	209,380
PWCs	34,149
Sailboats	9,096
Other Boats	11,754
HOUSEHOLDS PER BOAT	11.7



\* Total boats are registered boats as reported by states to the USCG.

## RECREATIONAL BOATING CREATES JOBS IN VIRGINIA

TOTAL BOATING JOBS	▶ 6,028
Boat Building	12
Motor / Engine Mfgr.	201
Accessory / Supplies Mfgr.	1,284
Dealers / Wholesalers	754
Boat Services	3,777

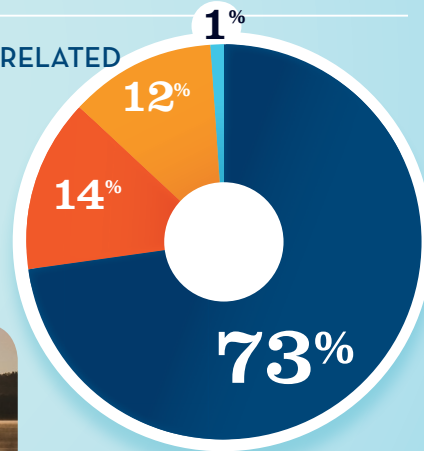


● BOAT BUILDING<sup>†</sup>
● DLRS/WHOLESALERS  
● MOTOR/ENG. MFGR.
 ● BOAT SERVICES  
● ACC./SUPPLIES MFGR. † 0%



## RECREATIONAL BOATING-RELATED BUSINESSES IN VIRGINIA

TOTAL BUSINESSES	▶ 756
Boat Building	5
Motor / Engine Mfgr.	2
Accessory / Supplies Mfgr.	88
Dealers / Wholesalers	105
Boat Services	556

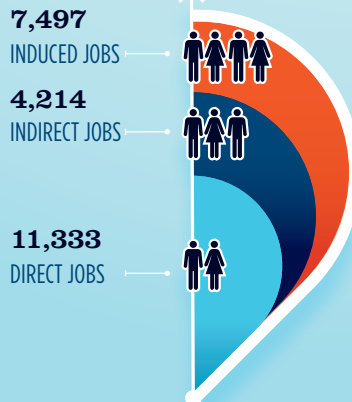


● BOAT BUILDING
 ● DLRS/WHOLESALERS  
● MOTOR/ENG. MFGR.<sup>†</sup>
● BOAT SERVICES  
● ACC./SUPPLIES MFGR. † 0%



## ESTIMATED JOBS IMPACT OF RECREATIONAL BOATING-RELATED SPENDING IN VIRGINIA

EST. TOTAL JOBS	▶ 23,044
EST. TOTAL LABOR INCOME	▶ \$953.0 MILLIONS
Est. Direct Income	\$390.4
Est. Indirect Income	\$234.4
Est. Induced Income	\$328.2



## RECREATIONAL BOATING INDUSTRY SALES IN VIRGINIA

Boat Building	\$3.1 MILLION
Motor / Engine Mfgr.	\$0.5 MILLION
Accessory / Supplies Mfgr.	\$248.6 MILLION
TOTAL MFGR. SALES	▶ \$252.2 MILLIONS
Dealers / Wholesalers	\$333.7 MILLION
Boat Services	\$1,039.9 MILLION
TOTAL RETAIL & SERVICES SALES	▶ \$1,373.6 MILLIONS

● BOAT BUILDING
 ● DLRS/WHOLESALERS  
● MOTOR/ENG. MFGR.
 ● BOAT SERVICES  
● ACC./SUPPLIES MFGR.

